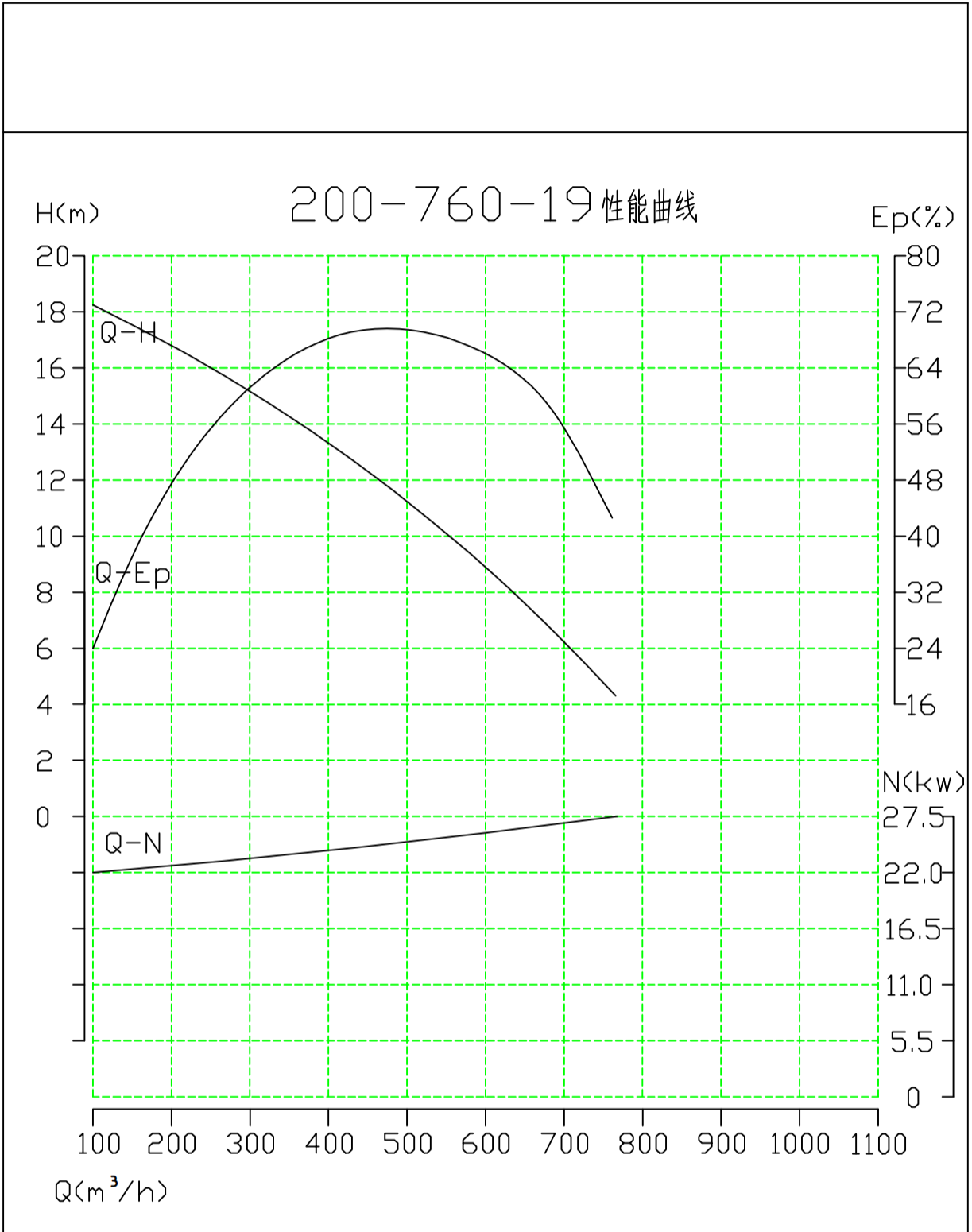
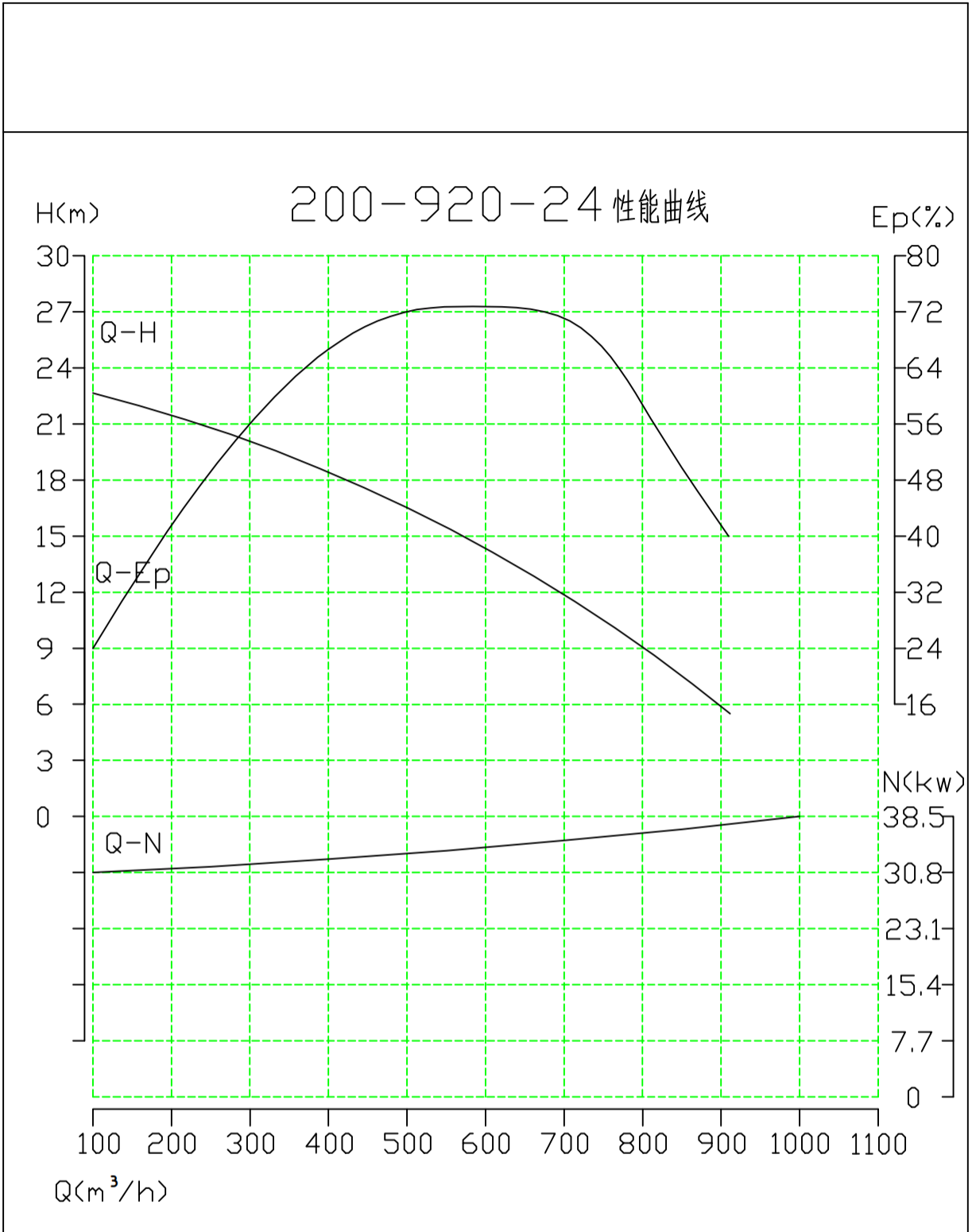


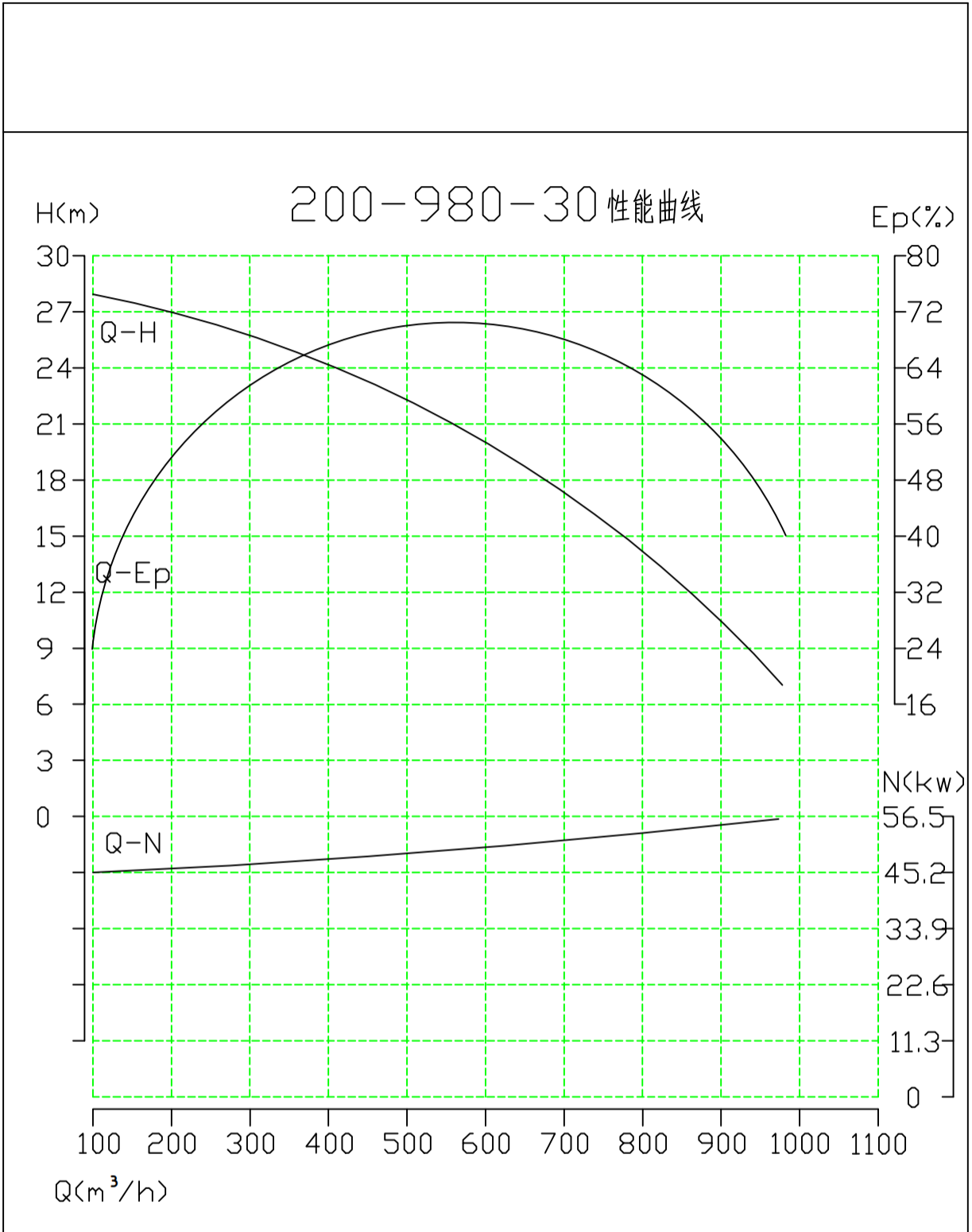
流量Q		扬程H	转速 n	轴功率N	柴油机功率	叶轮直径	效率 η	(NPSH) _c
(m^3/h)	L/S	(m)	(r/min)	(kw)	(kw)	(mm)	(%)	(m)
400	111	17	1500	28.5	36	280	75	2.8
500	138.9	12.5		30			65	
565	157	9.5		31			52.3	



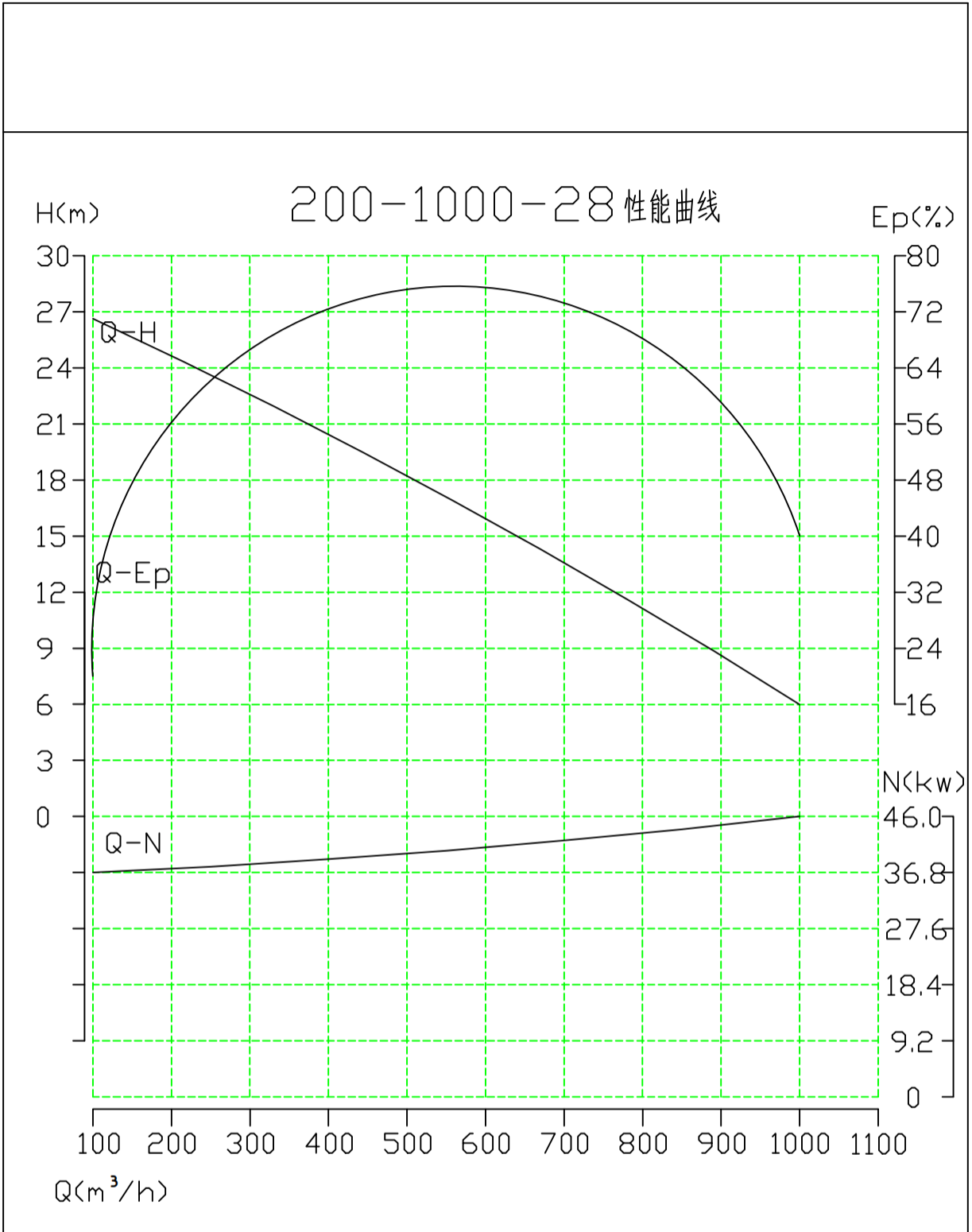
流量Q		扬程H	转速 n	轴功率N	柴油机功率	叶轮直径	效率 η	(NPSH) _c
(m ³ /h)	L/S	(m)	(r/min)	(kw)	(kw)	(mm)	(%)	(m)
400	111.1	14.0	1500	25.3	36	270	68.2	2.8
600	166.7	9.2		27.2			61.4	
760	211	4.1		27.4			46.6	



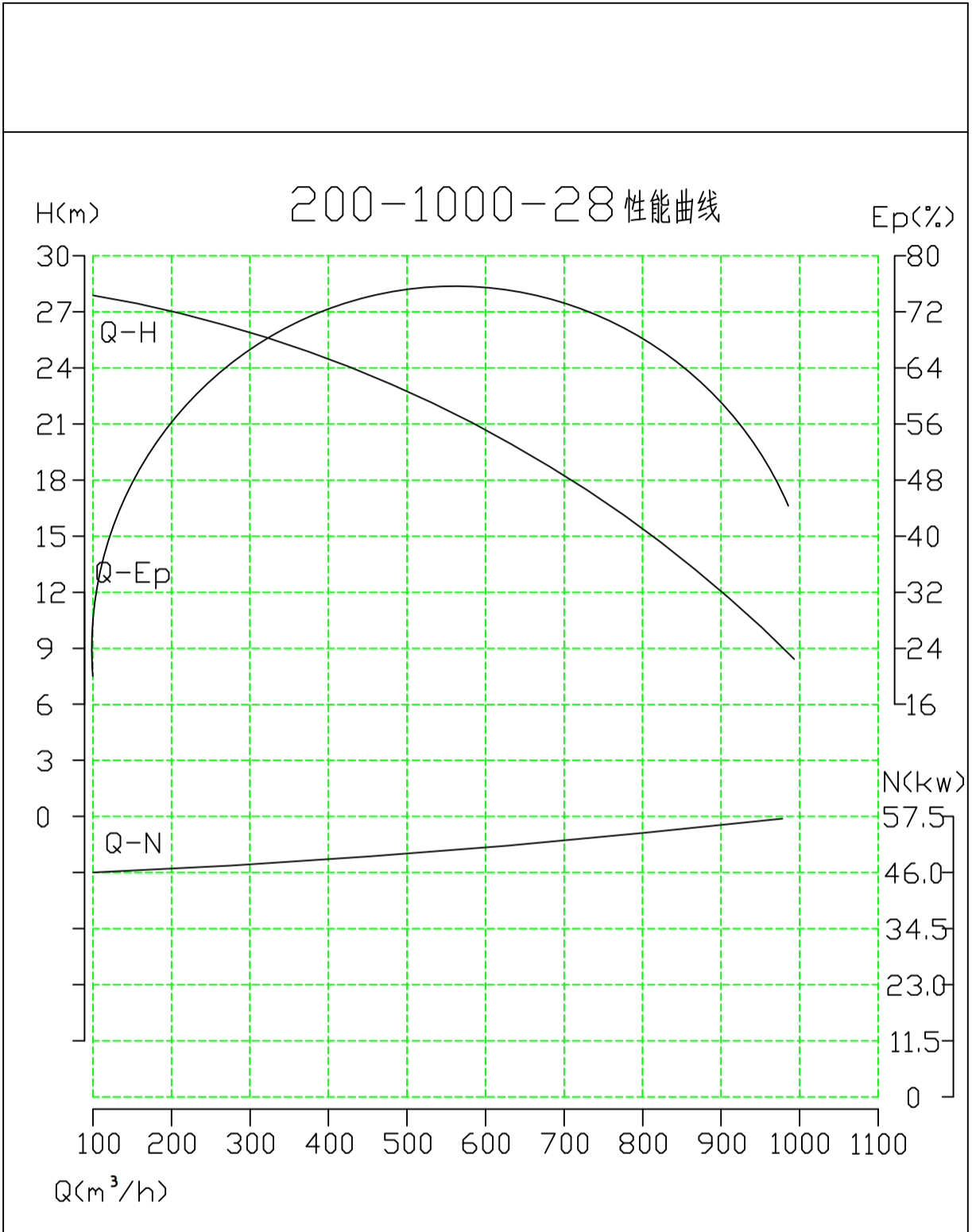
流量Q		扬程H	转速n	轴功率N	柴油机功率	叶轮直径	效率η	(NPSH) _c
(m³/h)	L/S	(m)	(r/min)	(kw)	(kw)	(mm)	(%)	(m)
400	111.1	18.5	1500	33.7	50	285	68.2	2.8
600	166.7	14.5		36.5			72.7	
920	222.2	5.5		38.3			60.2	



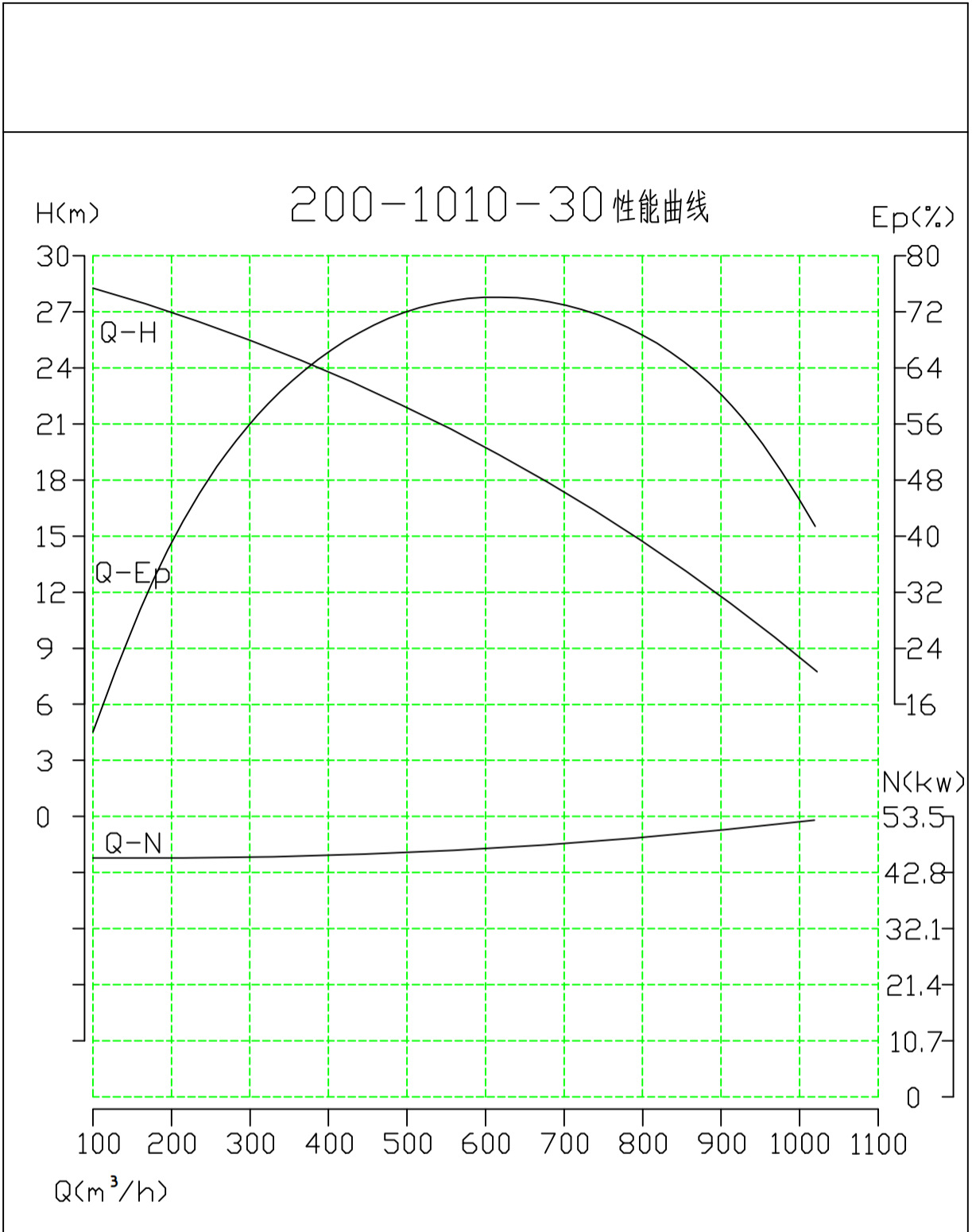
流量Q		扬程H	转速n	轴功率N	柴油机功率	叶轮直径	效率η	(NPSH) _c
(m³/h)	L/S	(m)	(r/min)	(kw)	(kw)	(mm)	(%)	(m)
600	166.7	19.5	1800	51	67	275	70.5	2.8
800	222.2	14		54.5			62.5	
980	272.2	6.7		56.1			41	



流量Q		扬程H	转速 n	轴功率N	柴油机功率	叶轮直径	效率 η	(NPSH) _c
(m ³ /h)	L/S	(m)	(r/min)	(kw)	(kw)	(mm)	(%)	(m)
600	166.7	17	1500	41	58	295	75	2.8
800	222.2	11.3		44.4			63.1	
900	250	10		44.9			52.3	

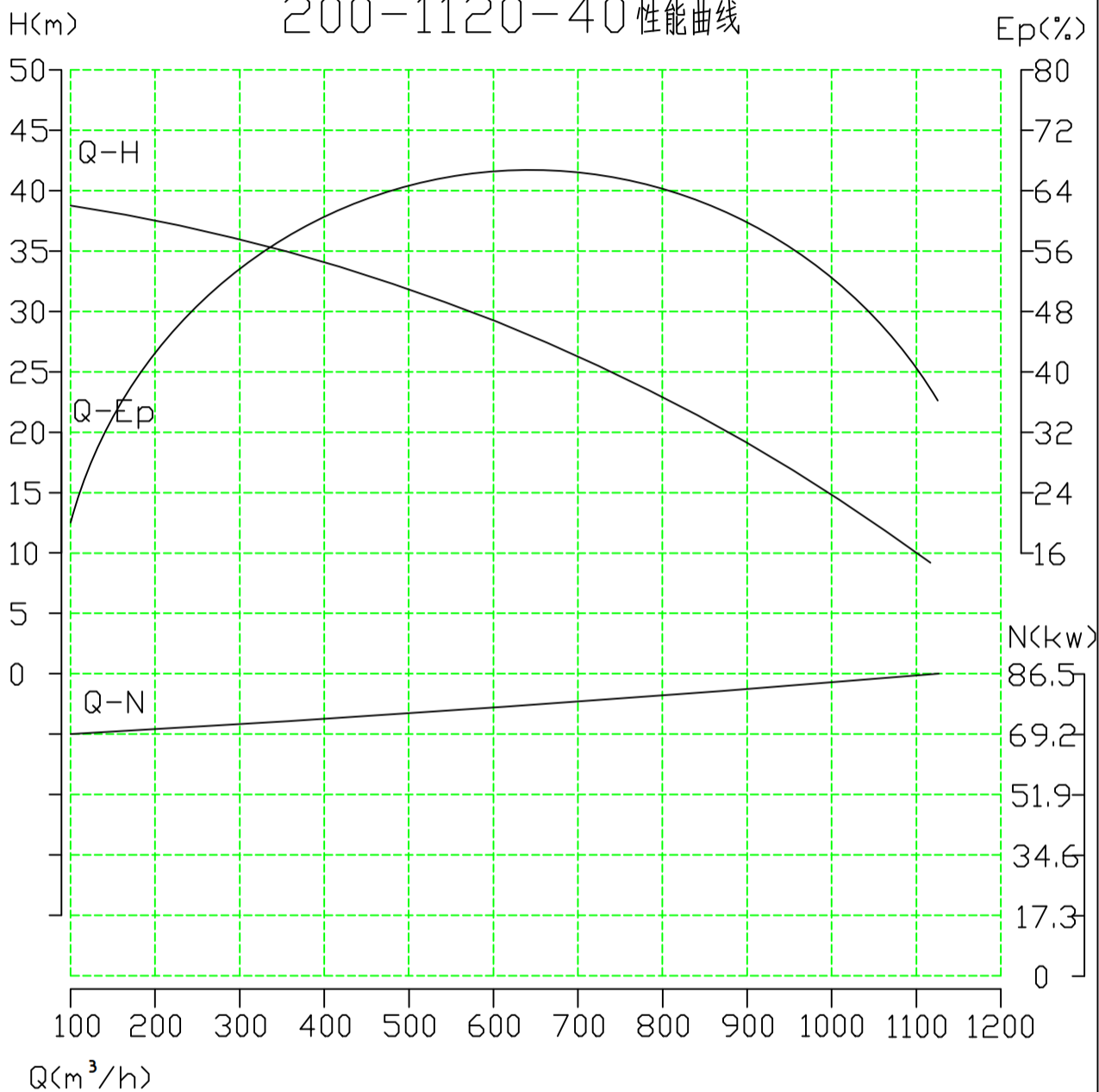


流量Q		扬程H	转速 n	轴功率N	柴油机功率	叶轮直径	效率 η	(NPSH) _c
(m³/h)	L/S	(m)	(r/min)	(kW)	(kW)	(mm)	(%)	(m)
600	166.7	21.6	1800	52.6	80	280	77.3	2.8
800	222.2	14.5		55.6			63.1	
981	272	8.2		57.3			52.3	

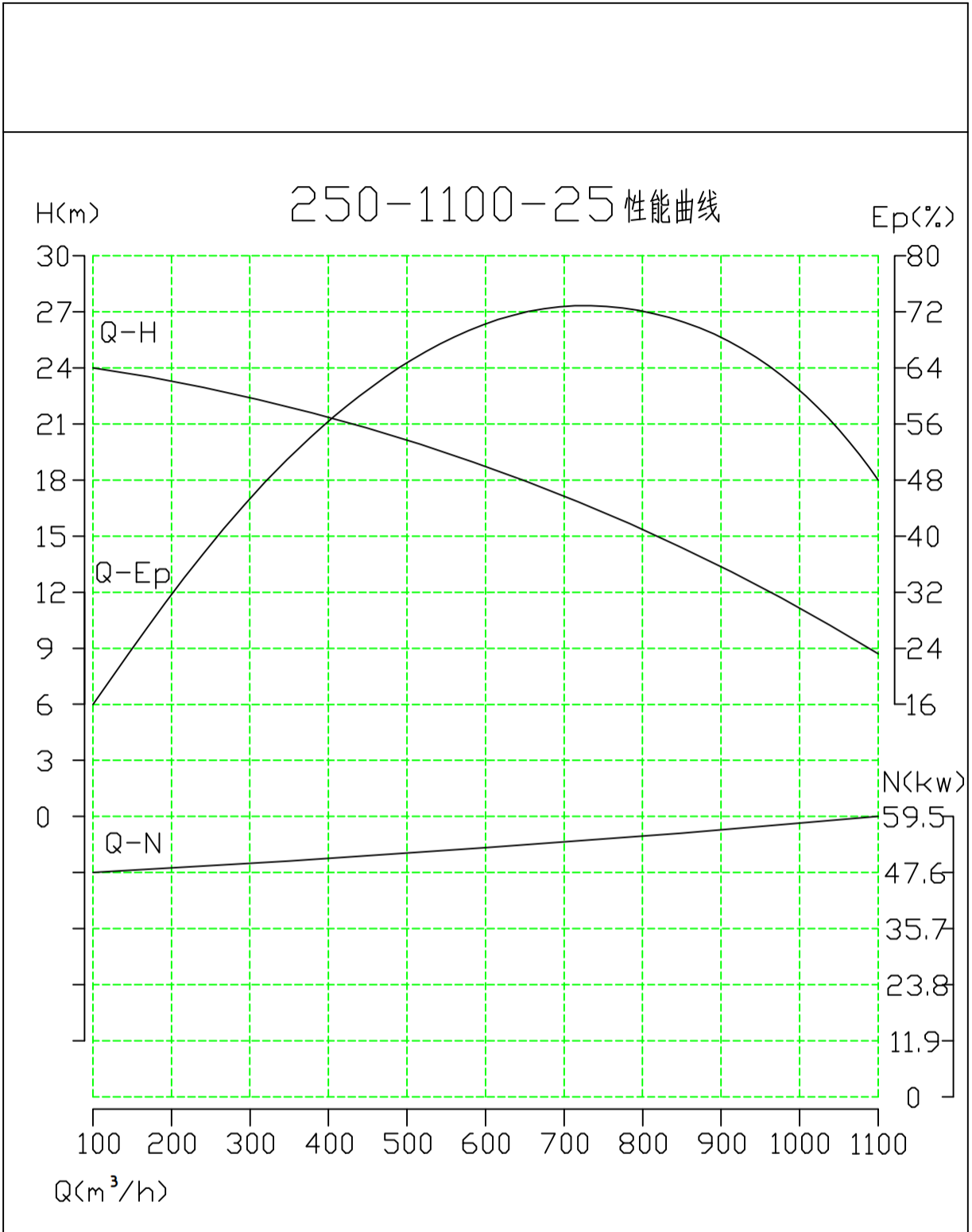


流量Q		扬程H	转速 n	轴功率N	柴油机功率	叶轮直径	效率 η	(NPSH) _c
(m³/h)	L/S	(m)	(r/min)	(kw)	(kw)	(mm)	(%)	(m)
600	166.7	20	1500	47.8	70	305	75	2.8
800	222.2	14		51.5			68.2	
1000	250	8		53.5			52.3	

200-1120-40性能曲线

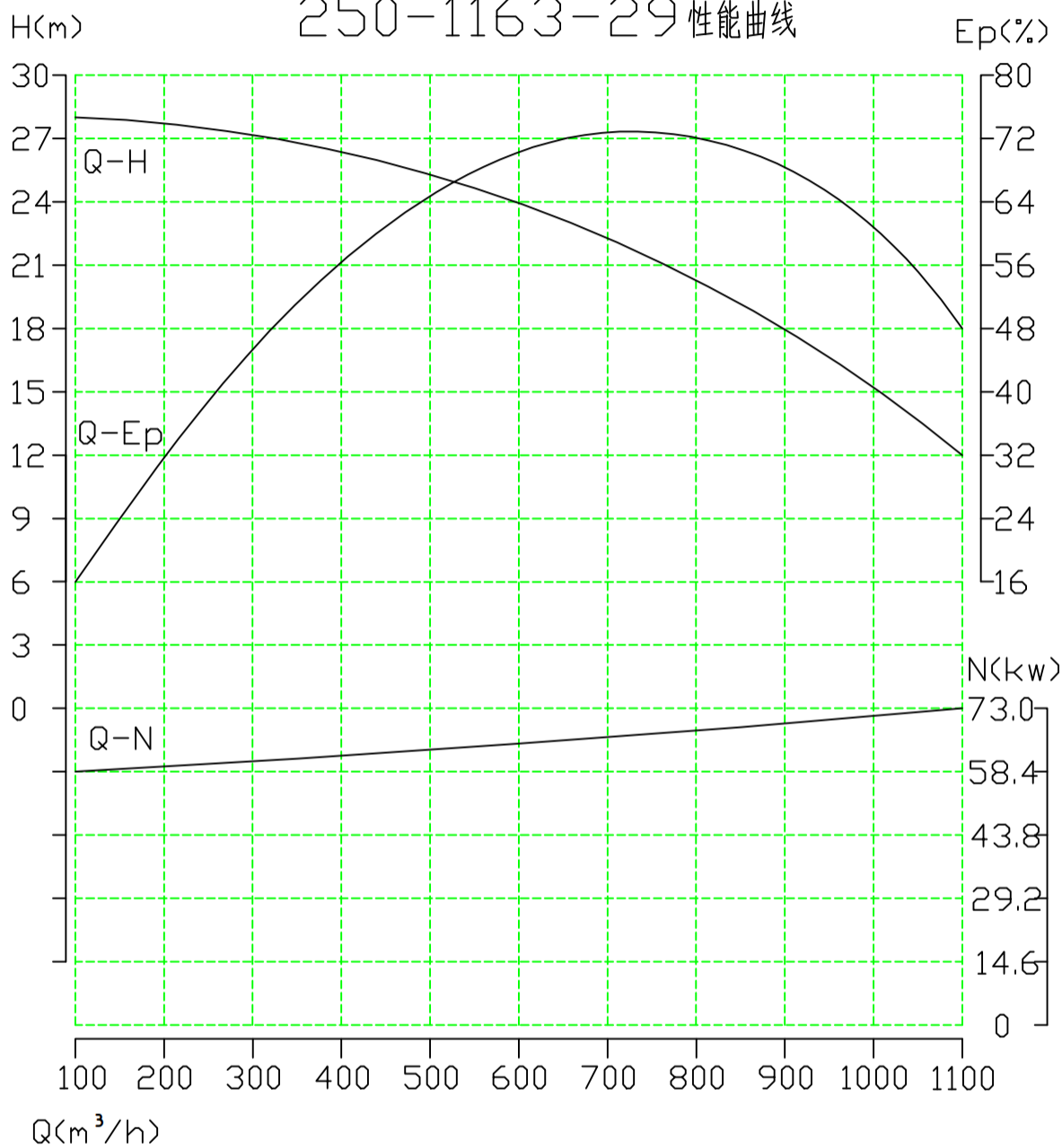


流量Q		扬程H	转速n	轴功率N	柴油机功率	叶轮直径	效率η	(NPSH) _c
(m³/h)	L/S	(m)	(r/min)	(kw)	(kw)	(mm)	(%)	(m)
700	194.4	25	2200	80	117	270	60.2	2.8
900	250	18.5		85			61.4	
1120	311.1	9		86.4			35.2	

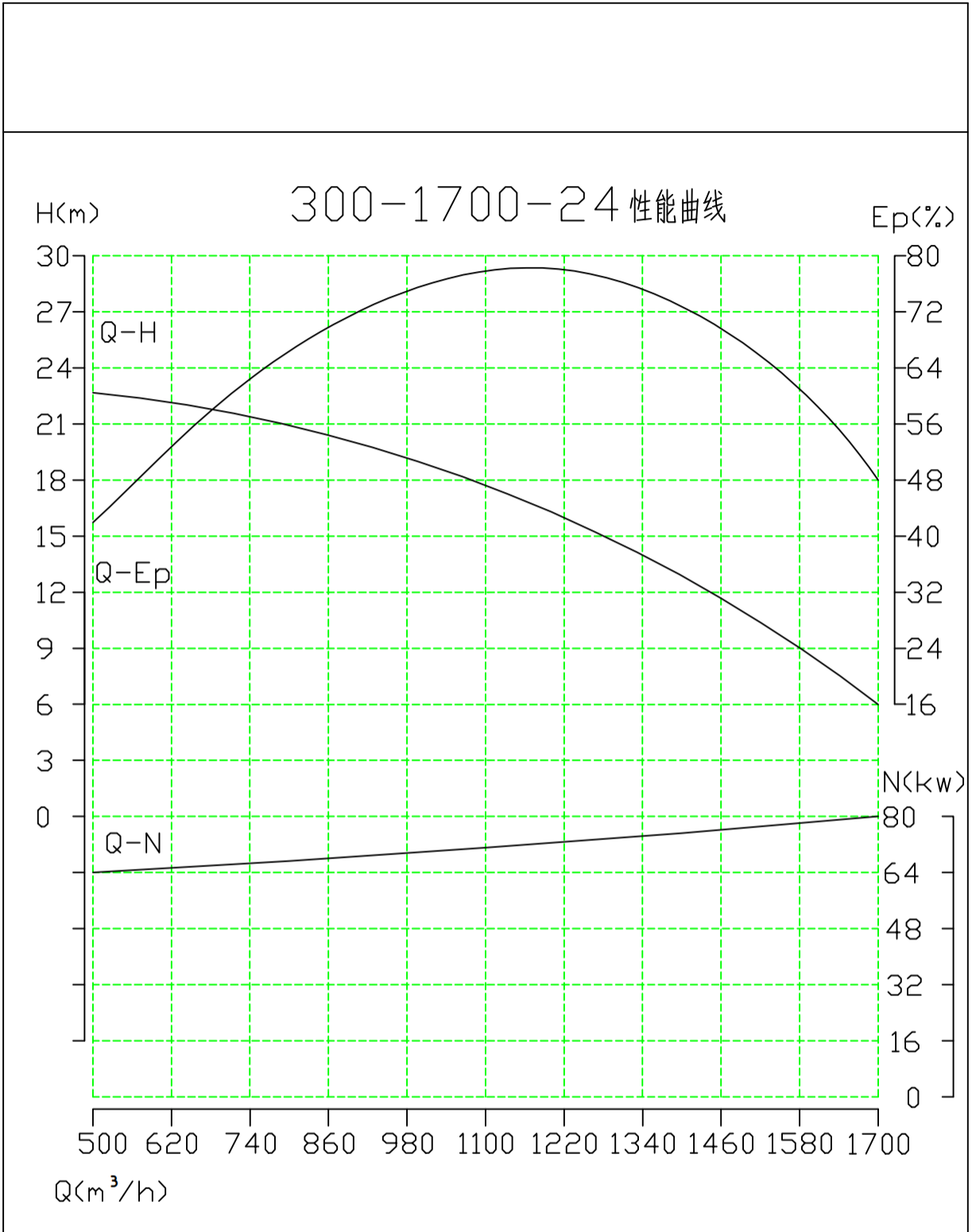


流量Q		扬程H	转速 n	轴功率N	柴油机功率	叶轮直径	效率 η	(NPSH) _c
(m³/h)	L/S	(m)	(r/min)	(kw)	(kw)	(mm)	(%)	(m)
700	194.4	18	1500	53.5	70	300	72.3	2.8
900	250	14		57.5			67.1	
1100	305.6	8.2		59.3			47.7	

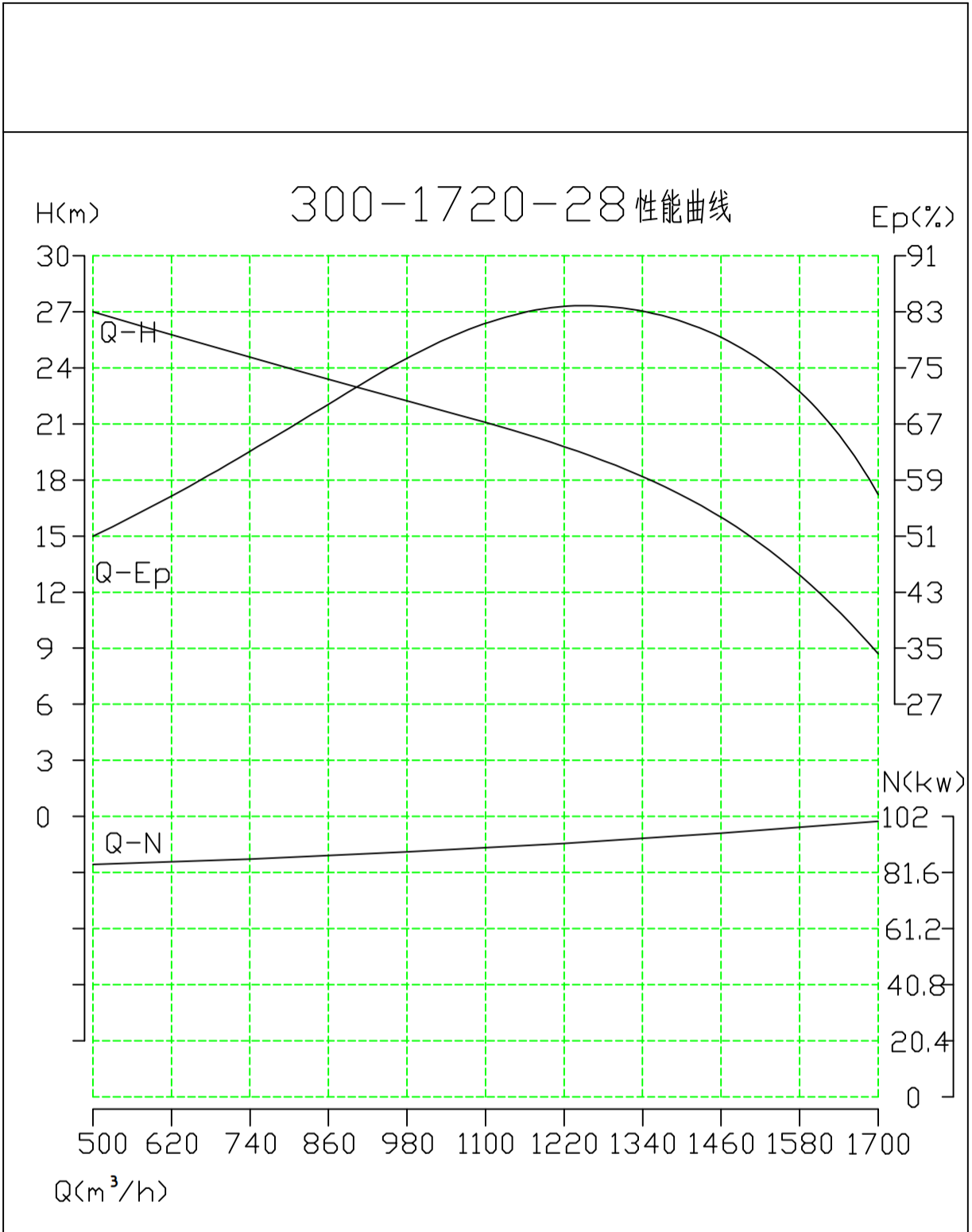
250-1163-29 性能曲线



流量Q		扬程H	转速n	轴功率N	柴油机功率	叶轮直径	效率η	(NPSH) _c
(m³/h)	L/S	(m)	(r/min)	(kw)	(kw)	(mm)	(%)	(m)
700	194.4	23	1500	65	86	315	76.1	2.8
900	250	19		69			75.5	
1130	323.1	10		72.6			56.8	



流量Q		扬程H	转速n	轴功率N	柴油机功率	叶轮直径	效率η	(NPSH) _c
(m³/h)	L/S	(m)	(r/min)	(kW)	(kW)	(mm)	(%)	(m)
1300	361.1	15	1500	77.5	96	337	76.7	2.8
1500	416.7	11.4		77.1			68.2	
1700	472.2	5.2		69.4			47.7	



流量Q		扬程H	转速n	轴功率N	柴油机功率	叶轮直径	效率η	(NPSH) _c
(m³/h)	L/S	(m)	(r/min)	(kw)	(kw)	(mm)	(%)	(m)
1300	361.1	20	1500	99	120	357	80.9	2.8
1500	416.7	16.3		100			74.3	
1700	472.2	9		93			55.7	